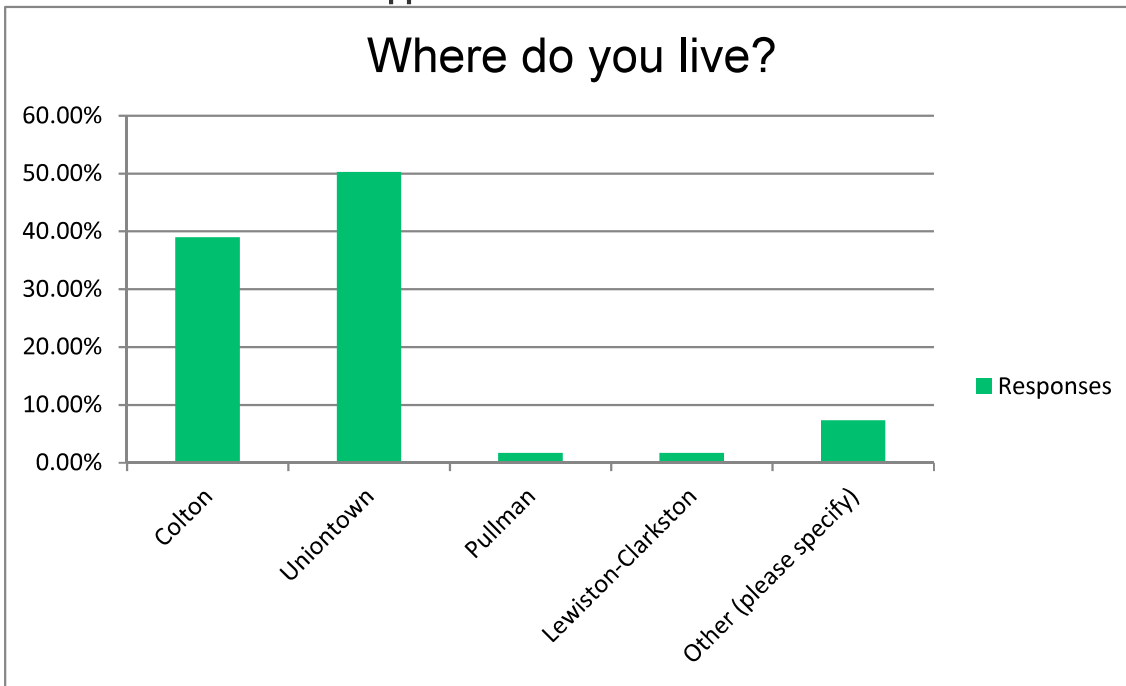


Colton Uniontown Trail Survey

Where do you live?

Answer Choices	Responses	
Colton	38.98%	69
Uniontown	50.28%	89
Pullman	1.69%	3
Lewiston-Clarkston	1.69%	3
Other (please specify)	7.34%	13
Answered	177	
Skipped	1	



Colton Uniontown Trail Survey

The Colton-Uniontown trail has been in discussion for over a decade. If the trail were to be designed and built for the two communities, would you be in support of this project?

Answer Choices	Responses	
Yes	85.88%	152
No	6.21%	11
Maybe	7.91%	14
	Answered	177
	Skipped	1

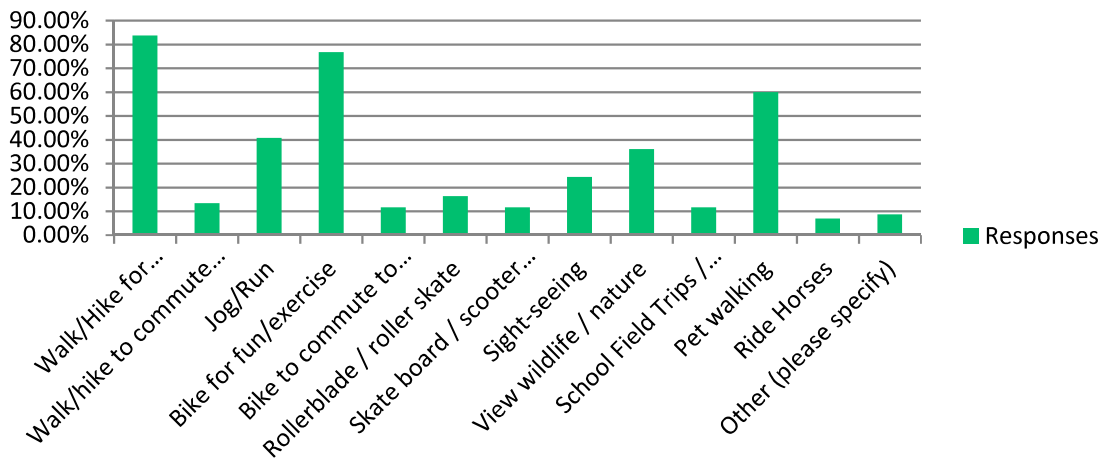


Colton Uniontown Trail Survey

What type of activities would you or your family like to do on the Colton-Uniontown Trail? Mark as many responses as apply:

Answer Choices	Responses	
Walk/Hike for fun/exercise	83.72%	144
Walk/hike to commute to work or to school	13.37%	23
Jog/Run	40.70%	70
Bike for fun/exercise	76.74%	132
Bike to commute to work or to school	11.63%	20
Rollerblade / roller skate	16.28%	28
Skate board / scooter (non-motorized)	11.63%	20
Sight-seeing	24.42%	42
View wildlife / nature	36.05%	62
School Field Trips / environmental education	11.63%	20
Pet walking	59.88%	103
Ride Horses	6.98%	12
Other (please specify)	8.72%	15
	Answered	172
	Skipped	6

What type of activities would you or your family like to do on the Colton-Uniontown Trail? Mark as many responses as apply:

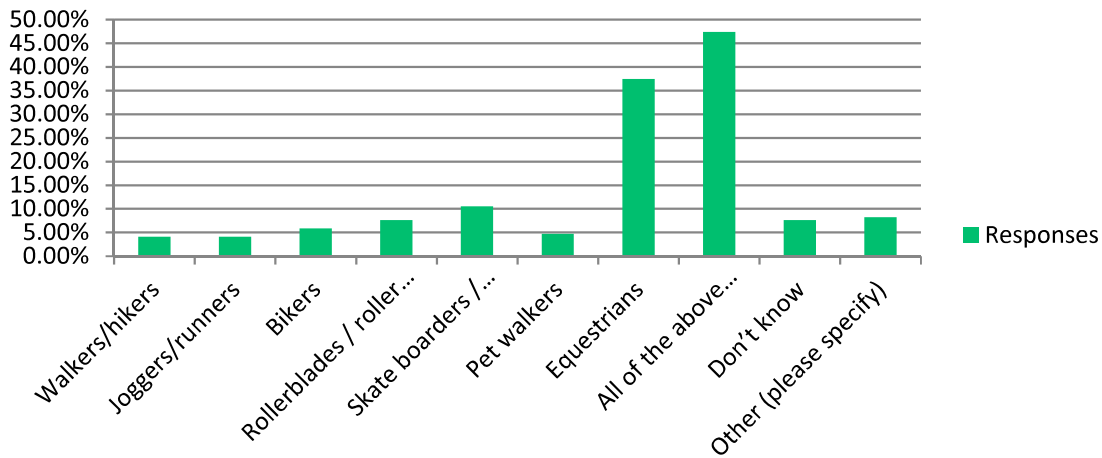


Colton Uniontown Trail Survey

Are there any activities you think should not be allowed on the trail? Mark as many as apply

Answer Choices	Responses	
Walkers/hikers	4.09%	7
Joggers/runners	4.09%	7
Bikers	5.85%	10
Rollerblades / roller skates	7.60%	13
Skate boarders / scooters (non-motorized)	10.53%	18
Pet walkers	4.68%	8
Equestrians	37.43%	64
All of the above activities are fine with me	47.37%	81
Don't know	7.60%	13
Other (please specify)	8.19%	14
	Answered	171
	Skipped	7

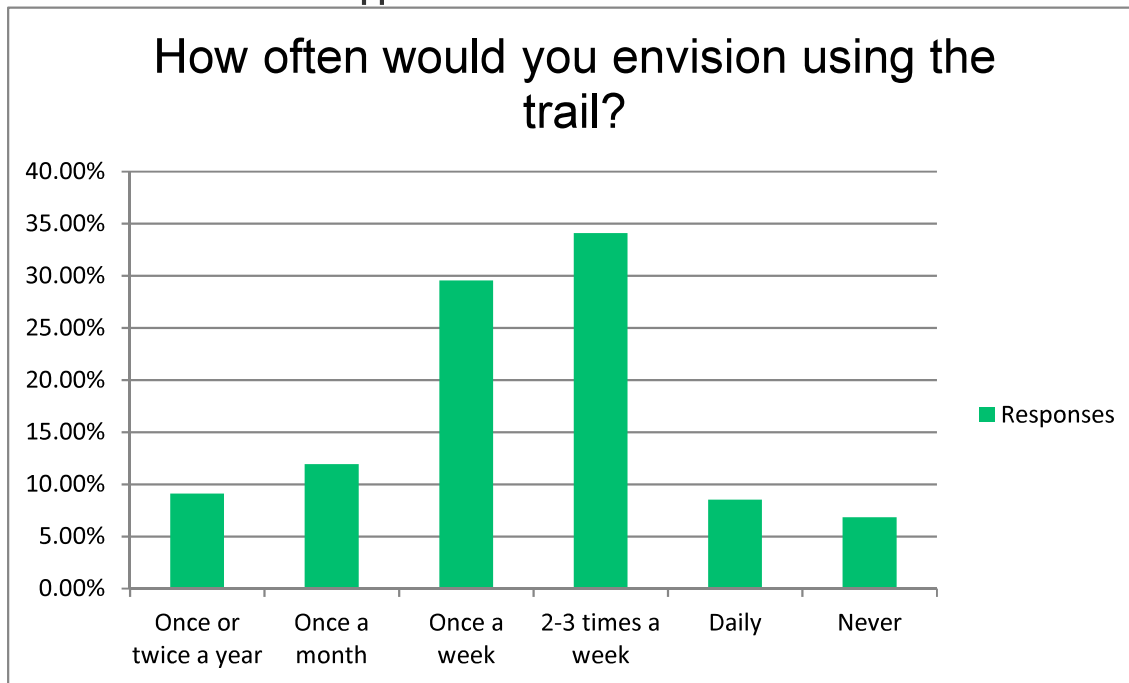
Are there any activities you think should not be allowed on the trail? Mark as many as apply



Colton Uniontown Trail Survey

How often would you envision using the trail?

Answer Choices	Responses	
Once or twice a year	9.09%	16
Once a month	11.93%	21
Once a week	29.55%	52
2-3 times a week	34.09%	60
Daily	8.52%	15
Never	6.82%	12
Answered		176
Skipped		2

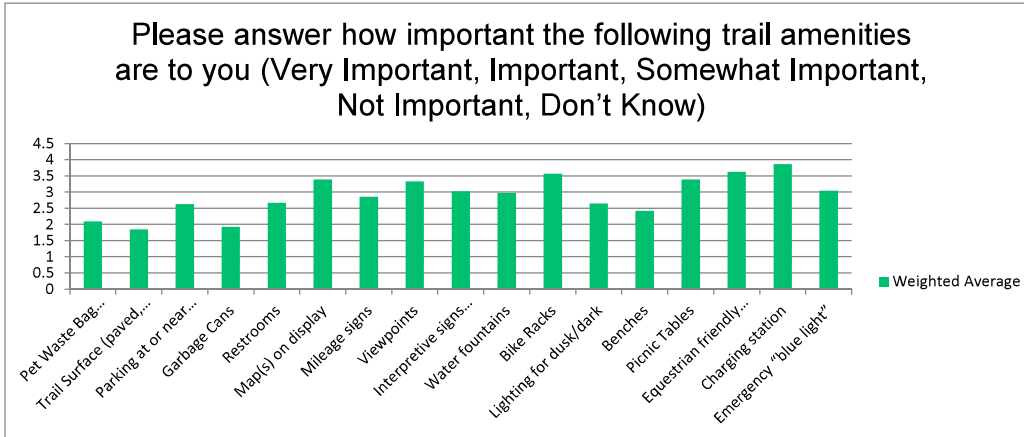


Colton Uniontown Trail Survey

Please answer how important the following trail amenities are to you (Very Important, Important, Somewhat Important, Not Important, Don't Know)

	Very Important		Important		Somewhat Important		Not Important		I don't know		Total	Weighted Average
Pet Waste Bag Dispensers / Pet Water Dishes	38.73%	67	29.48%	51	17.34%	30	13.29%	23	1.16%	2	173	2.09
Trail Surface (paved, gravel, etc)	48.26%	83	30.81%	53	11.05%	19	8.72%	15	1.16%	2	172	1.84
Parking at or near trailhead	19.65%	34	26.59%	46	27.17%	47	24.28%	42	2.31%	4	173	2.63
Garbage Cans	43.27%	74	30.99%	53	16.96%	29	7.60%	13	1.17%	2	171	1.92
Restrooms	22.81%	39	21.05%	36	26.90%	46	25.15%	43	4.09%	7	171	2.67
Map(s) on display	5.29%	9	11.18%	19	28.24%	48	50.00%	85	5.29%	9	170	3.39
Mileage signs	15.20%	26	19.30%	33	33.33%	57	29.82%	51	2.34%	4	171	2.85
Viewpoints	4.14%	7	17.75%	30	24.26%	41	48.52%	82	5.33%	9	169	3.33
Interpretive signs (history, natural environment, etc)	7.60%	13	18.71%	32	39.77%	68	32.16%	55	1.75%	3	171	3.02
Water fountains	13.95%	24	20.35%	35	22.09%	38	41.86%	72	1.74%	3	172	2.97
Bike Racks	4.79%	8	6.59%	11	22.16%	37	59.28%	99	7.19%	12	167	3.57
Lighting for dusk/dark	20.00%	34	28.24%	48	20.59%	35	29.41%	50	1.76%	3	170	2.65
Benches	25.73%	44	28.65%	49	26.32%	45	16.37%	28	2.92%	5	171	2.42
Picnic Tables	4.71%	8	8.24%	14	33.53%	57	50.59%	86	2.94%	5	170	3.39
Equestrian friendly parking and trailheads / access	4.19%	7	10.18%	17	12.57%	21	64.67%	108	8.38%	14	167	3.63
Charging station	0.60%	1	4.79%	8	8.98%	15	79.04%	132	6.59%	11	167	3.86
Emergency "blue light"	18.56%	31	14.97%	25	24.55%	41	28.14%	47	13.77%	23	167	3.04
Other (please specify)											10	

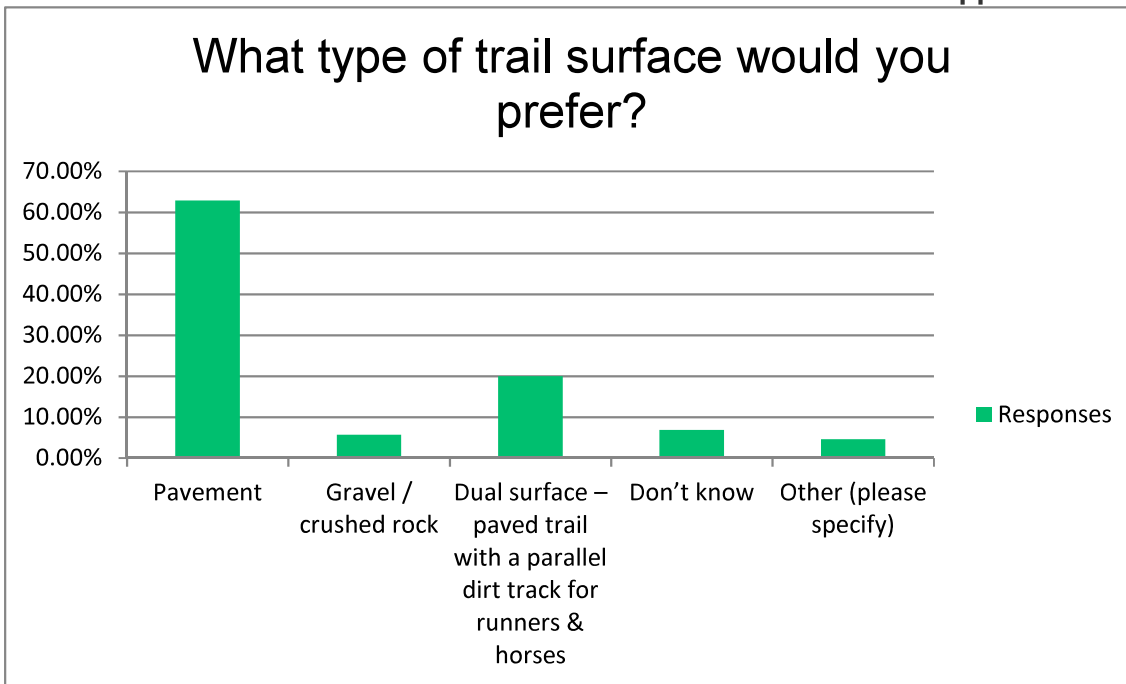
Answers Skipped 173 5



Colton Uniontown Trail Survey

What type of trail surface would you prefer?

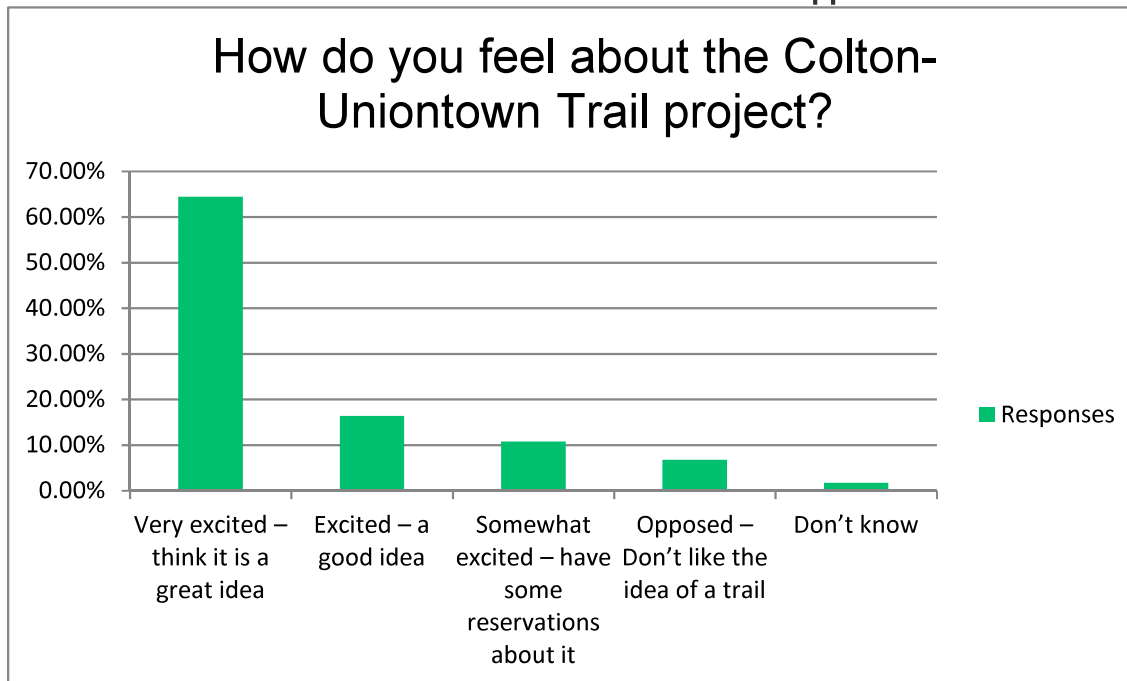
Answer Choices	Responses	
Pavement	62.86%	110
Gravel / crushed rock	5.71%	10
Dual surface – paved trail with a parallel dirt track for runners & horses	20.00%	35
Don't know	6.86%	12
Other (please specify)	4.57%	8
	Answered	175
	Skipped	3



Colton Uniontown Trail Survey

How do you feel about the Colton- Uniontown Trail project?

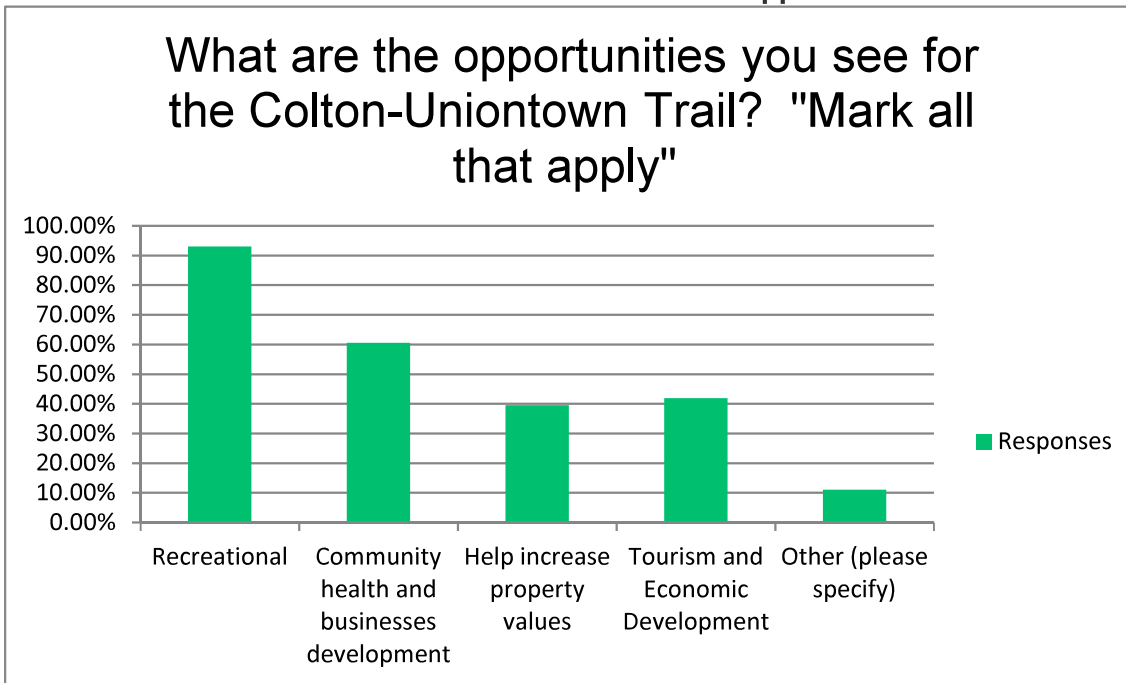
Answer Choices	Responses	
Very excited – think it is a great idea	64.41%	114
Excited – a good idea	16.38%	29
Somewhat excited – have some reservations about it	10.73%	19
Opposed – Don't like the idea of a trail	6.78%	12
Don't know	1.69%	3
	Answered	177
	Skipped	1



Colton Uniontown Trail Survey

What are the opportunities you see for the Colton-Uniontown Trail? "Mark all that apply"

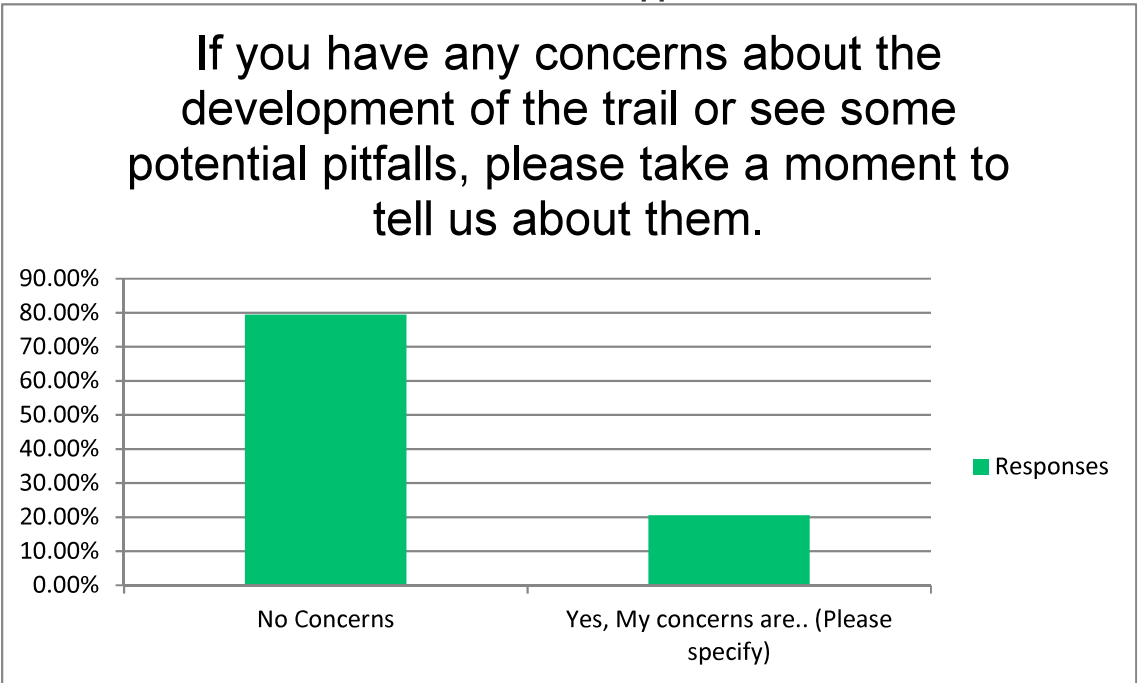
Answer Choices	Responses	
Recreational	93.02%	160
Community health and businesses development	60.47%	104
Help increase property values	39.53%	68
Tourism and Economic Development	41.86%	72
Other (please specify)	11.05%	19
	Answered	172
	Skipped	6



Colton Uniontown Trail Survey

If you have any concerns about the development of the trail or see some potential pitfalls, please take a moment to tell us about them.

Answer Choices	Responses	
No Concerns	79.43%	139
Yes, My concerns are.. (Please specify)	20.57%	36
Answered		175
Skipped		3



Colton Uniontown Trail Survey

Would you like to be put on an e-mail list for trail updates? If so, please provide your e-mail below:

Answered 91

Skipped 87